


Welcome to Year 2

Cherry



Mrs Bewley



Rowan



Mr Clarke

A typical day in Year 2

- * 8:40-8:50 Morning activity and registration/choosing lunch option
- * 9-10.30 English/Maths
- * 10:30-10:50 Snack and Playtime
- * 10.50-11.45 Phonics and Guided Reading
- * 11.45-12.00 Story time
- * 12:00-1:00 Lunchtime
- * 1:00- 1:30 Mastering Number
- * 1:30-2:30 Foundation subjects and Play Projects
(Geography/History/R.E/P.E/Art/D.T/Computing/Music)
- * 2:30-2:50 Assembly - These cover our school values and any other significant events (Friday is Celebration assembly)

Reading and Phonics



- * Phonics is taught through a validated systematic, synthetic phonic scheme, Unlocking Letters and Sounds.
- * The children will take part in daily phonic sessions where they will be taught to segment and blend phonemes to help them read and spell.
- * In addition, your child will read to an adult in a group at least once a week. This is a teaching session and the children will read at a higher level. In these sessions the children will be taught new reading skills focusing on decoding new words, developing expression and comprehension skills.

Phonic reader books

Your child will bring home a phonic-reading book once a week. This matches their phonic knowledge and is a book they should be able to read with 95% fluency to practise what they have been learning at school.

The expectation is that your child will read their phonic reader three times over the week.

| | |
|----------------------|---|
| 1 st read | Focus on decoding. |
| 2 nd read | Focus on prosody (expression, pace and tone). |
| 3 rd read | Focus on comprehension (asking questions, retelling the story). |

More information can be found in the yellow reading record where you should record the title of the book and comments about how your child has read.

Shared reading- Library Books

- * Your child will also bring a library book home for them to **share** with you.
- * There is **no expectation** that they can read this text independently. Please share the books with your child by reading aloud and discuss what you have read and any new vocabulary.
- * The library books are chosen to develop their love of reading and encourage them to be 'readers for life'.



Reading at home

- 5 – 10 minutes
- Choose a time that works for you
- Be positive and celebrate successes
- Encourage them to point to the graphemes
- Encourage them to say the sounds and blend them together
- Be patient and let them try and work it out
- Read common exception words by sight.

Reading at home

- Continue to read to your child.
- Model how to read a book – left to right, turning pages
- Ask questions about what has happened and characters' feelings
- Support vocabulary
- Predict what will happen next
- Make connections
- Model your love of reading!



Speaking and Listening

- * We put a great importance on the children being able to speak clearly and listen carefully to others.
- * In our world now, life is very busy and there has been a big impact on children having fewer opportunities to share in discussion.
- * There will sometimes be talk homework at the bottom of the weekly letter on Tapestry. This always links into the current class learning and helps in preparing your child for the next weeks work.



Writing

- * Our overall aim in writing in Year 2 is for the children to enjoy writing. We want the children to engage in writing through exciting themes, such as Polar Regions and the Rainforest.
- * We want the children to write for an audience and a purpose. Alongside this we will be encouraging the children to use the following skills in their writing. This is why writing is so difficult!

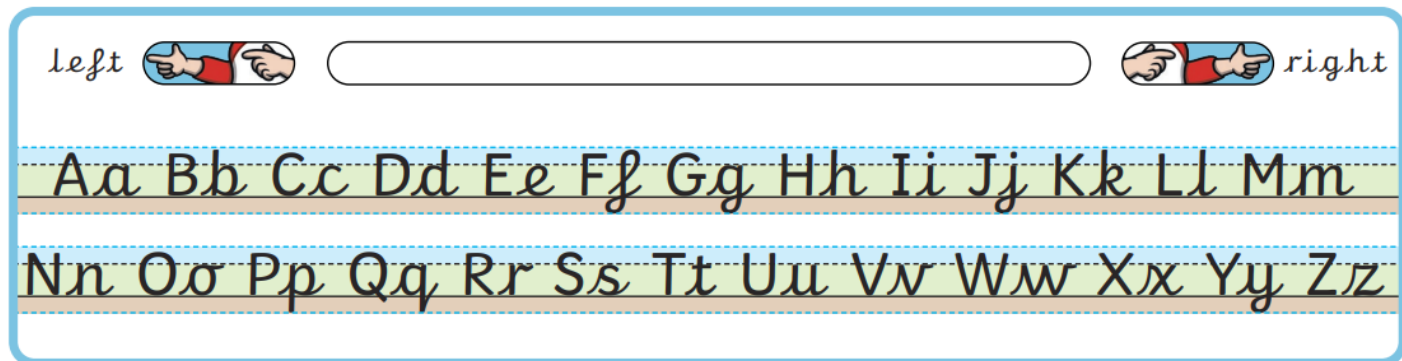


Content
Grammar
Punctuation
Handwriting
Spelling



Handwriting

- * By the end of Year 2 children should be using a cursive style.
- * The main points to notice are that each letter starts on the line and that we loop the descending letters *g, y, j, f*.
- * When your child writes at home please encourage them to use this style, whilst sitting up at the table and using the correct pencil grip.



Maths

- * The children will learn through practical and written activities.
- * In Maths, we follow the White Rose and Mastering Number schemes

- * Number and place value
- * Addition and subtraction
- * Multiplication and division
- * Fractions
- * Measurement
- * Properties of shape
- * Position and direction



Maths

Home learning

In the weekly letter there will be an outline of Maths that we have been learning in class. Please discuss this with your child, focusing on the language we use in that aspect of maths e.g. 3d shape vocabulary- faces, edges and vertices.

Some examples of activities you can help with at home are:

- * Counting in twos, fives and tens forwards and backwards to 100
- * Finding 1 more and 1 less, 10 more and 10 less
- * Playing board games with dice
- * Using real coins when you're shopping and working out change
- * Telling the time to the quarter hour
- * Weighing and measuring, using the correct type of measurement e.g. grams, centimetres or litres
- * 1 Minute Maths - White Rose Maths APP



Special Days and visits

Tudor workshop

Windsor Castle

Medieval day

P.E.

Cherry -

- * Monday am
- * Wednesday pm

Rowan -

- * Monday am
- * Thursday pm



Please ensure that long hair is tied back and earrings and jewellery are left at home. Jewellery that is worn for religious and cultural reasons should be covered with a sweatband.

Computing







- * We use computing to support our learning in all curriculum areas.
- * Each classroom has an interactive white board and a visualiser which we use to support learning across the curriculum.
- * We have access to LearnPads in each classroom which are used to support learning for all curriculum subjects.
- * As a school we place great importance on teaching your child how to stay safe on the internet. We have regular discussions and follow the Online-Safety rules.


Think then Click

These rules help us to stay safe on the internet

These rules help us to stay safe on the internet

Think then click

-  We only use the internet when an adult is with us.
-  We can click on the buttons or links when we know what they do.
-  We can search the Internet with an adult.
-  We always ask an adult if we get lost on the internet.
-  We can send and open emails together.
-  We can write polite and friendly emails to people that we know.



PSHE education

- * Your child's wellbeing is important and we want to ensure they are settled and happy in school to enable them to learn effectively and reach their full potential.
- * We teach weekly PSHE lesson to help the children to manage their emotions, feelings, social interactions and health education.
- * As part of this, through Relationship and Health Education (statutory), we will cover the NSPCC 'Pants' lessons. Please refer to the school website for more information.
- * Our RHE policy is on our school website. Please familiarise yourself with this and should you wish to make any comments or suggestions these should be submitted in writing to Mrs Chivers via the school office.

Our approach involves...

- Continuous provision- access to all areas of learning each day
- Small groups for targeted teaching
- Whole class input before moving into group work/continuous provision
- Purposeful, active learning
- Play! (to become creative thinkers, better communicators, problem solvers)

Communication

Tapestry - Record of Learning

- * To share weekly letters
- * Your child's learning - 'WOW moments' - between 6-10 across a Term.

Emails - Communication with teacher

- * Please do email us with any concerns you may have at our class emails:
- * cherry.class@prior-heath.surrey.sch.uk
- * rowan.class@prior-heath.surrey.sch.uk

Thank you for coming this evening.

