




Year 2 - First half term overview - Autumn 2023

<p style="text-align: center;"><u>English</u></p> <p style="text-align: center;">The Wonderful World of Roald Dahl</p> <p>Writing genres: setting description, poem, recipe (instructions)</p>  <p>Children are expected to:</p> <ul style="list-style-type: none"> • Speak audibly and fluently • write in sentences using capital letters and full stops • use nouns and adjectives (to make noun phrases) • use cursive handwriting with letters of the correct size (tall letters tall etc) and the correct way round. <p>Guided reading- the children will be exposed to a range of genres in their weekly guided reading session.</p>	<p style="text-align: center;"><u>Maths</u></p> <p><u>Topics</u></p> <ul style="list-style-type: none"> • Find numbers quickly on a 100 square • Partitioning 2 digit numbers (e.g. $28 = 20+8$) • 2 digit addition and subtraction (e.g. $75 + 21$) • Revision of 2D and 3D shape - naming and describing properties e.g. this shape has 4 equal sides • Measures - measuring height/length <p><u>Mental Work</u></p> <ul style="list-style-type: none"> • Counting on and back in 2s, 5s, 10s. • Quick recall of number bonds to 10. • Comparing numbers (12 is greater than 6). • Know signs < less than > greater than • Mental addition and subtraction. 	<p style="text-align: center;"><u>Science</u></p> <p style="text-align: center;">Living Things and their Habitats</p> <p>These are some of the aspects we will cover:</p> <ul style="list-style-type: none"> • To know the characteristics of living things • To classify and investigate • To know that living things live in different habitats • To know that living things depend on one another 
<p style="text-align: center;"><u>Geography and History</u></p> <p>Geography: learn about and use maps, atlases and a world globe. To know the continents and oceans.</p> <p>History: Castles (after half term)</p>	<p style="text-align: center;"><u>R.E and PSHE</u></p> <p>R.E: learn about Christianity and celebrate Harvest.</p> <p>PSHE: new beginnings explored through circle time, assemblies and other activities.</p> <p>NSPCC /PANTS (Safeguarding)</p>	<p style="text-align: center;"><u>P.E.</u></p> <p>Games : throwing and catching</p> <p>Gymnastics : supporting body weight</p>
<p style="text-align: center;"><u>Music</u></p> <p>Listening Body percussion Humming Singing Handheld instruments Clapping & Rhythm</p>	<p style="text-align: center;"><u>Computing</u></p> <p>Online safety</p> <p>Exploring Learn pads</p> <p>What is I.T?</p> 	<p style="text-align: center;"><u>Art and D.T.</u></p> <p>Sketching</p> <p>Aboriginal art</p> <p>Artists from around the world</p>

How you can help at home...

- Please continue to read daily and write in reading records.
- These will be checked on a weekly basis so please make sure your child's book is at school every day.
- Read the WEEKLY LETTER on Tapestry for home learning
- Encourage trips to the library to find books on animal habitats and countries around the world.

Thank you for your support!