

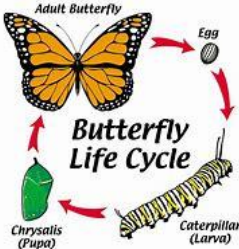




# Year 2 - Half term overview - Spring 2 2024

<p style="text-align: center;"><u>English</u></p> <p><u>Word Work</u> Spelling the common exception words</p> <p>Poetry- writing riddles about rainforest animals</p> <p>Story Writing using the texts 'Max's Rainforest Adventure' - studying descriptions and story settings. Use conjunctions to <i>give detail in stories, noun phrases, and adverbs (carefully, slowly), different sentence types and paragraphing.</i></p> 	<p style="text-align: center;"><u>Maths</u></p> <p><u>Mental Work</u> Count forwards and backwards in 1s and 10s to 100 and beyond Quick recall of number doubles, halves, number bonds and addition and subtraction facts to 20. Ordering 2 and 3 digit numbers. Adding 3 single digit numbers</p> <p><u>Topics</u> Apply addition, subtraction, multiplication and division strategies to solve word problems (including money and measurement) Learn 10, 5, 3 and 2 times table To read scales of different intervals when measuring length, height and capacity</p> 	<p style="text-align: center;"><u>Science</u></p> <p><u>Animals including humans</u></p> <p>Learning about how animals and humans grow and change as they get older</p> <p>Learning about lifecycles</p> <p>To know how an animal develops inside an egg</p> 	
<p style="text-align: center;"><u>Geography</u></p> <p>Study of places - <i>rainforests</i></p> <p>Using an atlas and a globe</p> <p>Human and Physical features</p> <p>Identify animals of the rainforest and their appearance and diet</p>	<p style="text-align: center;"><u>R.E.</u></p> <p>Why do Christians call Jesus 'Saviour'?</p> <p>What is a rescue?</p> <p>Visiting the church</p> <p>Symbols of Easter</p> 	<p style="text-align: center;"><u>P.E.</u></p> <p>Dance topic on puppets</p> <p>Gymnastics - linking movements to create a sequence</p> <p>Please ensure your child has a pair of shorts in school at all times.</p>	
<p style="text-align: center;"><u>Art &amp; D.T.</u></p> <p>Designing and making puppets</p> <p>Sewing</p> <p>Clay rainforest animals</p>	<p style="text-align: center;"><u>Computing</u></p> <p>Pictograms </p> <p>Collecting data</p> <p>Presenting information using a computer</p>	<p style="text-align: center;"><u>PSHE</u></p> <p>Setting personal goals</p> <p>Finding ways of achieving them</p> <p>Raising self esteem</p> <p>PANTS (NSPCC)</p>	<p style="text-align: center;"><u>Music</u></p> <p>Learn to play the recorder. Play the notes B, A and G. Other dimensions of music will continue to be taught through singing and the playing of percussion instruments.</p>

## How You Can Help At Home

Please remind your child to hand in their home learning folder on a **Monday** so they can be marked overnight. Continue to read daily at home to an adult. It is essential that the children have the opportunity to discuss the phonic reader book and answer questions about their reading. Please encourage your child to change library books every Friday. Thank you for your support.